



ProjectWise Tips and Tricks

Adrian Crowfoot

Topics

- ProjectWise Explorer Tricks
- Saved Searches
- Creating Lists from the Database
- Managed Workspace Tips
- Important Configuration Variables

ProjectWise Explorer

- Click Spacebar to Display Properties
- Drag a file from a email attachment direct to PW Explorer
- Get List of Files to Excel:
 1. Select All files in PW Explorer (Control-A)
 2. Execute command “Copy List to to Clipboard Tab Separated”
 3. Paste it values to Excel

Global Saved Searches

- Documents checked out for more than 7 days:

Document

Name:	<input type="text"/>	...
Description:	<input type="text"/>	...
Version:	<input type="text"/>	...
Sequence:	<input type="text"/> <input type="checkbox"/> Only Current	Workflow: <none>
Application:	<none>	State: <none>
Status:	Checked Out	Department: <none>
Status set by:	<none>	Out to: <none>
Created By:	<none>	On: not \$RANGE_DAYS(7)\$
Updated By:	<none>	On: <input type="text"/>
		On: <input type="text"/>

Global Saved Searches

- Files updated in the last 7 days:

File

File Name:	<input type="text"/>	...	Storage:	<none>	▼
File Size:	<input type="text"/>	...	On:	\$RANGE_DAYS(7)\$...
File Updated By:	<none>	▼	Conflicts:	<input type="text"/>	▼

- Files updated in the last day:

File

File Name:	<input type="text"/>	...	Storage:	<none>	▼
File Size:	<input type="text"/>	...	On:	\$RANGE_DAYS(1)\$...
File Updated By:	<none>	▼	Conflicts:	<input type="text"/>	▼

Environments or Project Type – PW User List

1. Create a new attribute.
2. On the Value tab configure the Value List as follows:
 - Limit to list (checked)
 - Multiple selection (unchecked)
(Environment Only)
3. Set Type to Select and enter the following statement:
Select distinct o_username from
dms_user order by o_username

The screenshot shows the 'Project Manager Properties' dialog box with the 'General' tab selected. The dialog is titled 'Project Manager Properties' and has a standard Windows window title bar with a question mark and close button. The 'General' tab is active, and the 'Identification' section contains a 'Name' field with the value 'Project Manager' and a 'Description' field with the value 'Name of manager assigned to project'. The 'Data type' section shows 'Type' as 'String' and 'Length' as '75'. The 'Default value' field is empty. The 'Value Lists' section has a checked checkbox for 'Limit to list', a 'Type' dropdown menu set to 'Select', and an 'SQL SELECT statement' field containing the query 'Select distinct o_username from dms_user'. At the bottom of the dialog are 'OK', 'Cancel', and 'Apply' buttons.

Data type	
Type	String
Length	75

Environments – Doc From/To

1. Create an attribute called DOC_FROM.
2. On the Value tab configure the Value List as follows:
 - Limit to list (unchecked)
 - Multiple selection (unchecked)
3. Set Type to Select and enter the following statement:

Select distinct DOC_FROM from ENVIRONMENT order by DOC_FROM (*where ENVIRONMENT is the name of your environment table*)

The screenshot shows the 'DOC_FROM Properties' dialog box with the 'Value' tab selected. The dialog has four tabs: 'General', 'Value', 'Editing', and 'Extra Values'. The 'Value' tab contains the following settings:

- Default value:** Type: None, Value: (empty field)
- Update value:** Type: None, Value: (empty field)
- Update field when:**
 - Any Attribute is updated
 - Specific Attribute(s) are updated
- Value list:**
 - Limit to list
 - Multiple selection
 - Type: Select
 - SQL SELECT statement: SELECT DISTINCT DOC_FROM FRO

Buttons at the bottom: OK, Cancel, Apply.

Managed Workspaces

- System, Application, and Site Configurations May Be Either Files or Blocks
- Configuration Blocks May Point to Files Inside or Outside of ProjectWise

PROJECTWISE MANAGED WORKSPACE

PROJECTWISE CREATES CONFIGURATION FILES FROM BLOCKS STORED IN PW DATABASE

SYSTEM

APPLICATION

SITE

mslocal

msconfig

geopak,
pw

standards


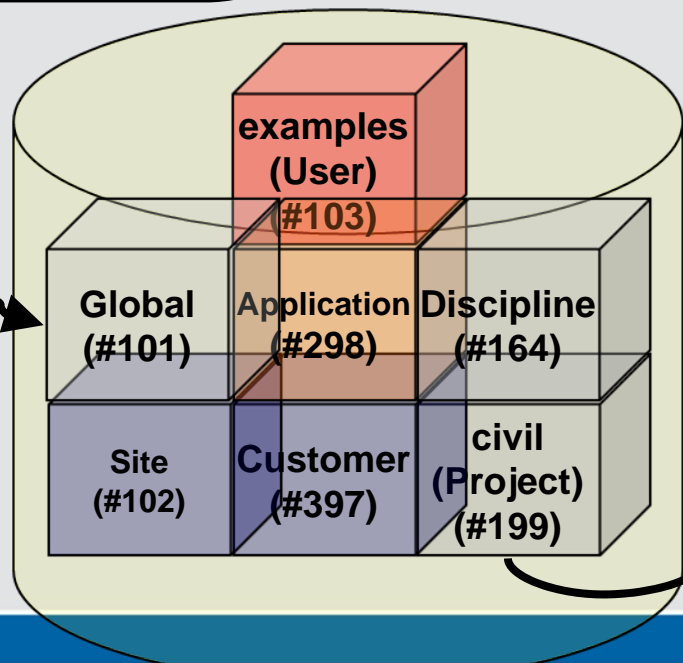
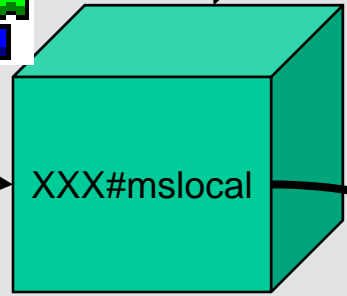
ProjectWise Blocks Key



- System Level
- Application Level
- Site Level
- Project Level
- User Level

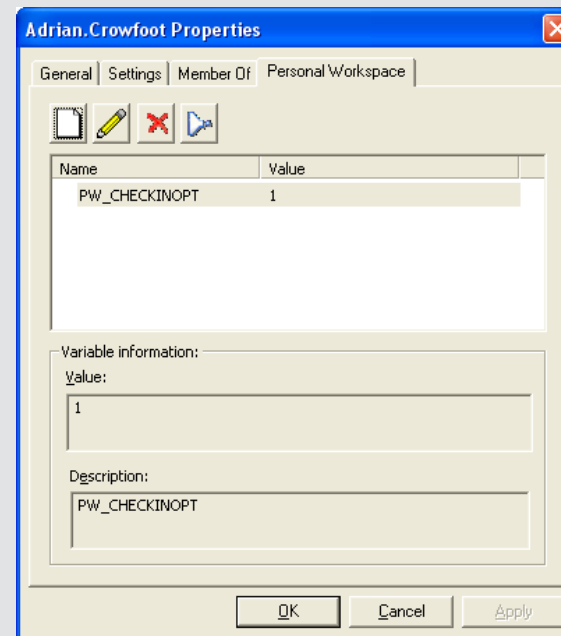
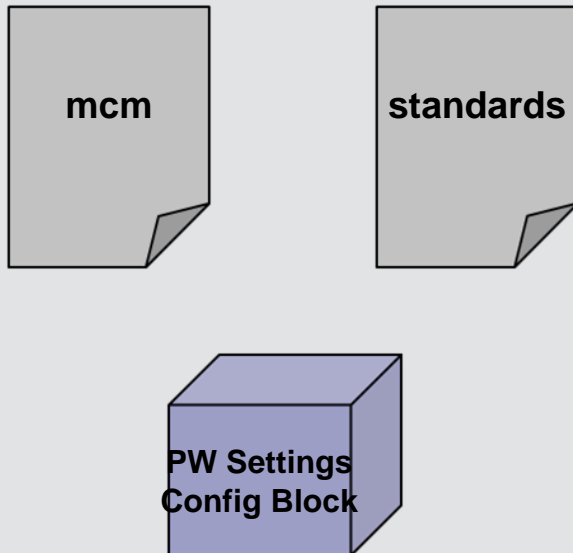


XXX#final.tmp



ProjectWise Configuration Variables

- Affect ProjectWise Behavior Inside MicroStation
- Set in mcm.cfg, a configuration file, a configuration block or in personal workspace



ProjectWise Workspace Variables

- `_MCM_PROMPTFORWORKSPACE = 1`
- `_MCM_RELOAD_WORKSPACE = {1,2}`

ProjectWise File Variables

- PW_CHECKINOPT =
[0 (no check-in), 1 (check-in)]
- PW_DONT_RESOLVE_APPLICATION = 1

ProjectWise Reference Variables

- PW_REFERENCE_TIMER = 1 (in minutes)
- PW_REFERENCE_MODE = [1 → bring up dialog, 2 → do it silently, 3 → don't update]